

Environmental Day

Environmental Day at GKGE



Table of contents

01 Environmental Day

What is the
Environmental Day and
why is it important?

Our plans 02

What are our plans?

03 Our activities

What were our
activities?

Exploring nature 04

Exploring nature at
our school



01 Environmental Day



What is the environmental Day
and why is it important?



Environmental Day

- Environmental Day is on the 5th of July
- Should be the largest and most celebrated day for actions to protect the environment
- First time it was celebrated in 1972
- Became one of the important instruments for the UN
- Raising awareness of environmental issues, attracting political attention and stimulating actions
- The UN environment program succeeded in making environmental issues tangible
- Individuals recognize it's responsibility and influence
- Important to make young people aware




Table of contents

01 Environmental Day

What is the
Environmental Day and
why is it important?

Our plans 02

What are our plans?

03 Our activities

What were our
activities?

Exploring nature 04

Exploring nature at
our school



02

Our plans

What are our plans?





Our plans

- Make students more aware of our environment
- Teach the importance of protecting our environment from pollution
- We created a Letter with tips:
 - Using the amount of tissues, soap and water that is needed
 - Using a reusable water bottle
 - Separate trash
 - A worksheet for younger students to explore the nature




Table of contents

01 Environmental Day

What is the
Environmental Day and
why is it important?

Our plans 02

What are our plans?

03 Our activities

What were our
activities?

Exploring nature 04

Exploring nature at
our school




03

Our activities


What were our activities?





Our activities

- Redesign our school and school garden
- Removing weeds
- Implant tulips
- Cut back a large hedge
- Tore old plans out of the bed
- Collect trash
- Build a bird food station





Bird food station

- Empty milk package
 - Small stick
 - Wire
 - Paint brush
-
- Washout the packaging
 - Cut a big hole and tow small holes
 - Paint the packaging
 - Pull the wire trough the holes
 - Hang on a bench on the tree





Table of contents

01 Environmental Day

What is the
Environmental Day and
why is it important?

Our plans 02

What are our plans?

03 Our activities

What were our
activities?

Exploring nature 04

Exploring nature at
our school




04

Exploring nature

Exploring nature at our school



Exploring nature



- How could we familiarize younger students with the environment
- Students go out in the nature and explore it
- Write down what they saw

Auf Naturjagd gehen

Name:

Klasse:

Datum:


Erkunde das Gelände rund um deine Schule und beobachte Pflanzen, Bäume, Blumen, Säugetiere, Vögel und Insekten. Trage diese dann in die entsprechenden Kästen.


 Pflanzen 

 Säugetiere 

 Insekten 

 Vögel 





thank you for your
attention